

# 2020 CREATE YOUR OWN PEGASUS PIN®!

## STEP-BY-STEP GUIDE

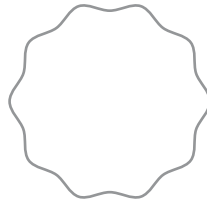

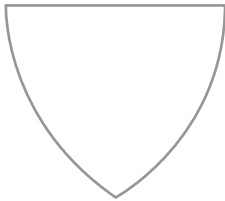
### Step 1:

Think of something important to you or your favorite Festival event. What is one of your favorite things ever? This can be a sport, family member, fireworks, boats, food, whatever you want.



### Step 2:

Draw or craft your favorite thing in pin form. This can be designed however you feel. Draw with crayons, paint, pencil or use crafts to create one you can wear. You can use the shapes provided or make your own. Use your wildest imagination.



### Step 3:

Once you're done, share your personal pin on social media and tag us @KyDerbyFestival.

Even though everyone is maintaining distance during this time, we don't want to miss an opportunity to get to know our community personally.

***We can't wait to see what you come up with.***

If you need inspiration for your pin, visit [pegasuspins.com](http://pegasuspins.com)  
For more Kentucky Derby Festival® activities to do at home, visit [KDF.org](http://KDF.org).

